

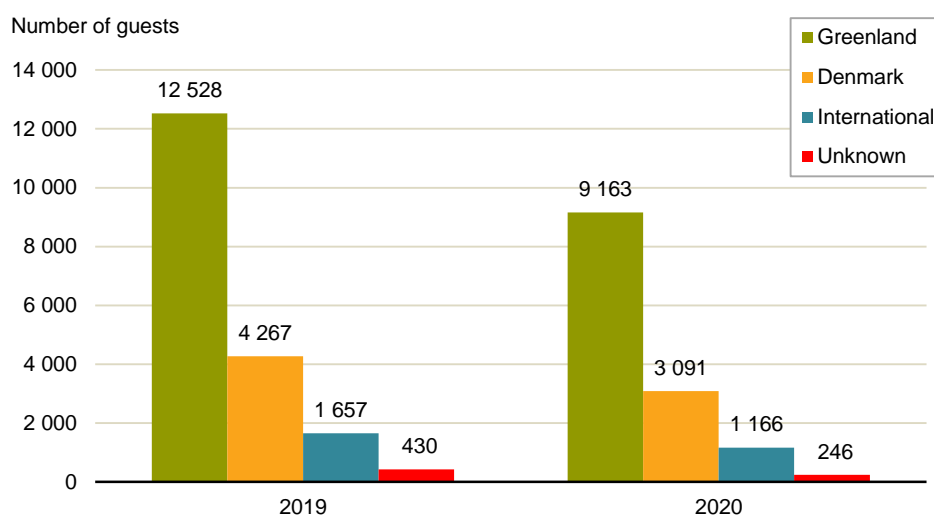
Hotels guests and overnight stays in the 1st quarter of 2020

Overview

The first count of hotel guests and overnight stays after the national and international COVID-19 travel-bans showed, showed a decline in the number of guests and overnight stays in all of Greenland. This was especially due to the travel-ban in March, which had 4,387 fewer hotel guests and 11,593 fewer overnight stays compared to the previous year. There were, however, observed a downward trend in February where there were 767 fewer hotel guests and 2,061 fewer overnight stays compared to the previous year.

In the 1st quarter of 2020, there were a total of 13,666 overnight guests and 38,249 overnight stays at the 49 hostels and other tourist accommodations in Greenland that Statistics Greenland receive reports from. The number of overnight guests and stays saw a fall of 27.6 pct. and 26.6 pct. respectively, as compare to the same period in 2019.

Figure 1. Number of guests, 1st quarter 2019-2020



Source: Statistics Greenland – see the figures in the Stat bank www.stat.gl/TUEHOT

Table 1. Number of guest, 1st quarter 2019-2020

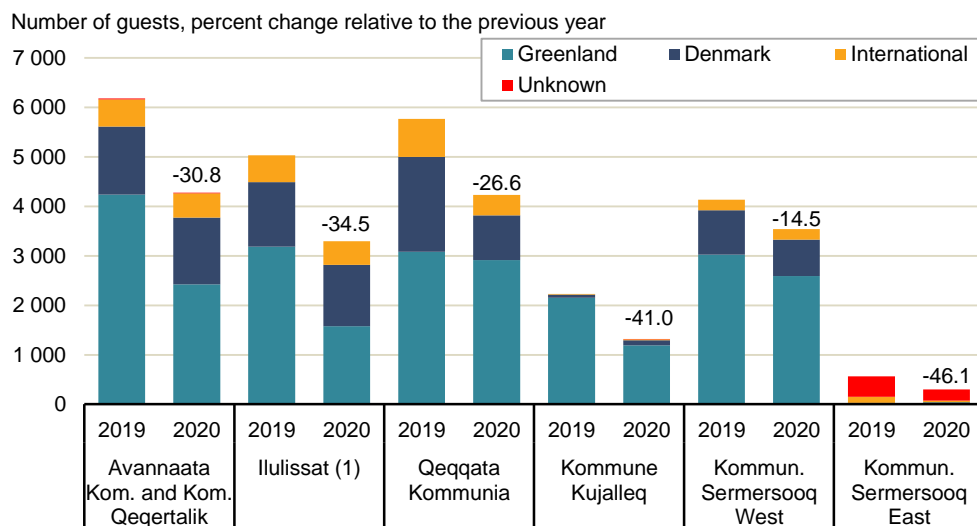
	2019	2020	% variation
Greenland	12,528	9,163	-26.9
Denmark	4,267	3,091	-27.6
International	1,657	1,166	-29.6
Unknown	430	246	-42.8
Total	18,882	13,666	-27.6

Source: Statistics Greenland – see the figures in the Stat bank www.stat.gl/TUEHOT

Number of guests in the 1st quarter 2019-2020

The number of overnight guests increases fell by 27.6 pct. compared to the first quarter of 2019. The biggest change was seen in Kommuneqarfik Sermersooq East where the number of overnight guests fell by 46.1 pct.

Figure 2. Number of guest by region, 1st quarter 2019-2020



Source: Statistics Greenland – see the figures in the Stat bank www.stat.gl/TUEHOT

(1) Ilulissat is counted as part of Qaasuitsup Kommunia.

International: includes guest resident in foreign countries.

Overnight stays in the 1st quarter 2019-2020

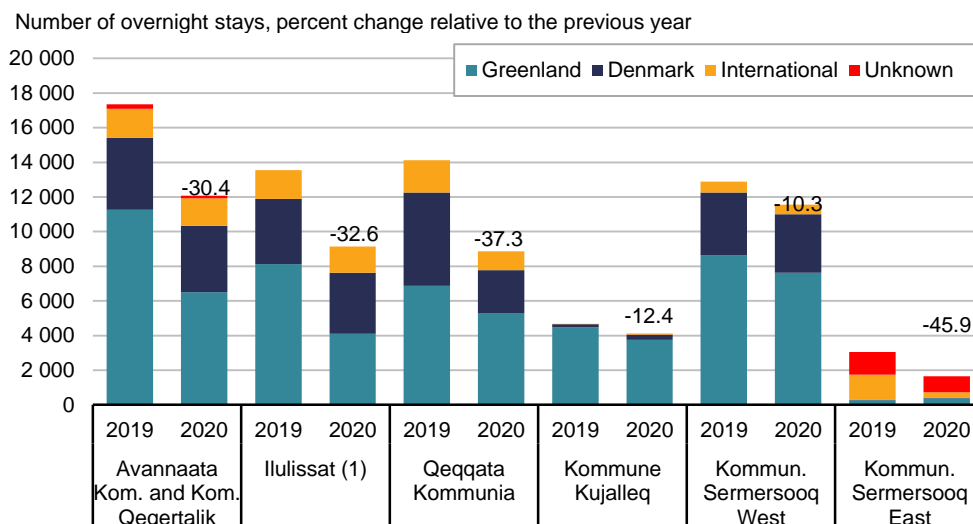
Table 2. Number of overnight stays, 1st quarter 2019-2020

	2019	2020	% variation
Greenland	31,490	23,543	-25.2
Denmark	13,382	10,047	-24.9
International	5,644	3,574	-36.7
Unknown	1,578	1,085	-31.2
Total	52,094	38,249	-26.6

Source: Statistics Greenland – see the figures in the Stat bank www.stat.gl/TUEHOT

The number of overnight stays saw a fall of 26.6 pct. From 52,094 in 2019 to 38,249 in 2020. The biggest change was in Kommuneqarfik Sermersooq East where the number of overnight stays fell by 45.9 pct.

Figure 3. Number of overnight stays by region, 1st quarter 2019-2020

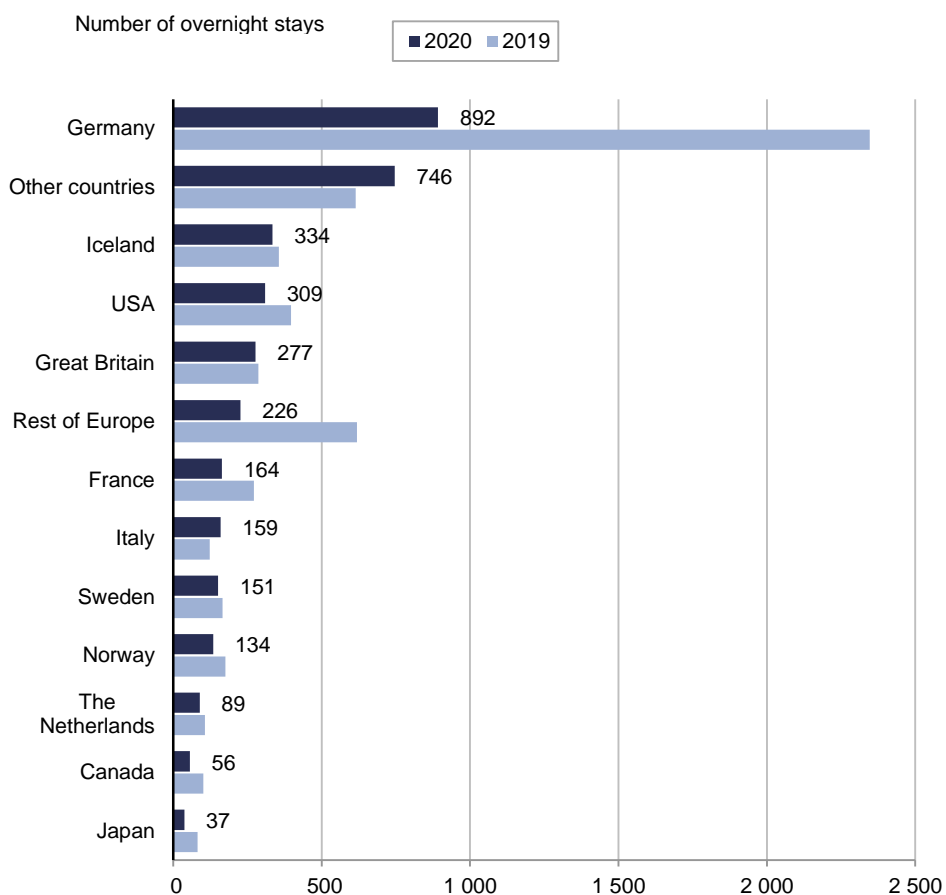


Source: Statistics Greenland – see the figures in the Stat bank www.stat.gl/TUEHOT

(1) Ilulissat is counted as part of Qaasuitsup Kommunua.

International: includes guest resident in foreign countries.

Figure 4. Number of overnight stays among the guests from international destinations, 1st quarter 2019-2020



Source: Statistics Greenland – see the figures in the Stat bank www.stat.gl/TUEHOT

Remarks

Statistics Greenland receives data from most of the accommodations in Greenland, and for the biggest hotels. The figures are preliminary and they might change when *Statistics Greenland* receive missing reports or corrections.

Statistics Greenland has a continuously collaboration with Visit Greenland in regards to uncovering the total bed capacity in Greenland. This includes continuous detection of new accommodations and hotels. The estimated share of covered bed capacity can be seen in table A1.

Table A1. Covered bed capacity 1st quarter of 2020

	Avannaata Kom. and Kom. Qeqertalik	Ilulissat (1)	Qeqqata Kommunia	Kommune Kujalleq	Kommun. Sermersooq West	Kommun. Sermersooq East	Total
Covered bed capacity	67,340	47,138	42,406	38,038	40,495	22,204	210,483
Total bed capacity	78,078	52,780	48,958	39,403	54,964	23,478	244,881
Pct covered	86%	89%	87%	97%	74%	95%	86%

Source: Statistics Greenland and Visit Greenland.

Small corrections have been made in the 2017 – definitions of the “*Unknown*” and “*Other countries*” categories, as compared to earlier years. In previous data releases, guests with unknown residency are included in “*Other countries*”. As of 2017, the “*Unknown*” category is used for guests with unknown residency.

Due to reports late arrival, there are approx. 0.6 pct. of the guests and 2.0 pct. of the overnights estimated based on figures for the same period 2019.

Signatur forklaring:

- ... Oplysninger foreligger ikke
- .. Oplysninger for usikre til at angives eller diskretionshensyn
- . Tal kan efter sagens natur ikke forekomme
- 0 Mindre end halvdelen af den anvendte enhed
- Nul
- * Foreløbigt eller anslået tal

Simon Westmann
E-mail: siwe@stat.gl

Tourism

Grønlands Statistik
Postboks 1025 · 3900 Nuuk
Tlf.: +299 34 57 70 · Fax: +299 34 57 90
www.stat.gl · e-mail: stat@stat.gl

